

# DM30 II SP Blasthole Drills

Single-pass rotary and down-the-hole (DTH) drilling



⊕ For details on how the DM30 II SP can enhance your profitability, contact your Epiroc representative or visit [epiroc.com](http://epiroc.com).

# Speed. Efficiency. Reliability.

The new DM30 II SP is pure gold.

High quality at an excellent value sets the DM30 II SP apart from other drills in its class. A small footprint makes it easy to maneuver on tight benches and simple to transport over the road between pits.

## Built for the job

The DM30 II SP is a crawler-mounted, hydraulic tophead-drive rig that's suitable for a variety of single-pass rotary and DTH drilling applications. It can achieve a clean hole depth of 36 ft (11 m) in single-pass applications.

## Powerful performance

Designed to handle 4 to 6-1/4 in drill pipe, the DM30 II SP has a pulldown of up to 30,000 lbf (133.4 kN) and delivers a hole diameter of 5 to 7-7/8 in (140-200 mm).

## Options to fit your application

Choose a low- or high-pressure compressor to create the right configuration for your drilling operation. You can also add on-board technology capabilities with the optional Rig Control System Lite (RCS Lite) for added safety and productivity.



# Designed for maximum productivity and value



## + Operator comfort

The DM30 II SP features an insulated, pressurized cab with tinted glass, a 6-way adjustable swivel seat and excellent visibility. All operational functions are controlled from the driller's console, and the ergonomic layout allows operators to instantly switch from drilling to tramming for increased productivity. In addition, the electric-over-hydraulic controls are common across the DM series, making operation easy for drillers with DM series experience. Plus, with a rating of 80 dBA, the noise inside the cab is kept to a minimum for greater operator comfort.



## + Ease of maintenance

The deck layout on the DM series offers easy access to all major service components. Optional fast fill connections, a tower access ladder, and tower fall restraint are available to complete your DM30 II SP.



## + Enhanced safety

The DM30 II SP is equipped with a number of features to help keep operators safe on the job. Features include a FOPS cab, ground-level isolation and an airend safety shutdown system for high-temperature situations. Additional safety features include a back-up alarm, head-up propel interlock, tramming inclinometer, and "jacks up" indicator lights.



## Service and support

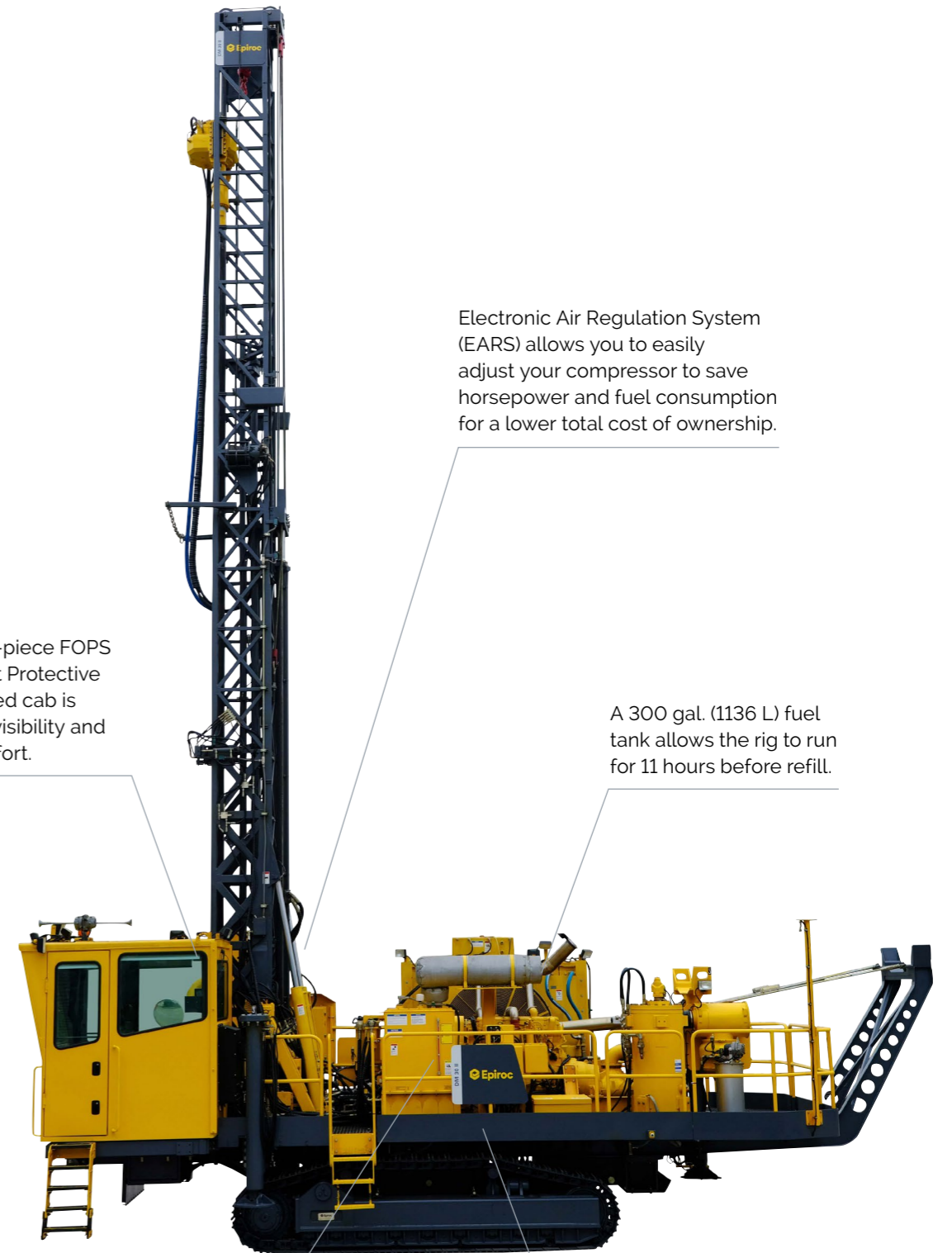
Epiroc offers several types of service agreements to meet your operational requirements and maximize your productivity:

**Variable-price repairs**  
Service when you need it.

**Fixed-price repairs**  
Service with controlled costs.

**Equipment audit**  
Scheduled equipment quality control.

**Preventive maintenance programs**  
Peace of mind so you can focus on your core business.



Spacious one-piece FOPS (Falling Object Protective Structure)-rated cab is designed for visibility and operator comfort.

Electronic Air Regulation System (EARS) allows you to easily adjust your compressor to save horsepower and fuel consumption for a lower total cost of ownership.

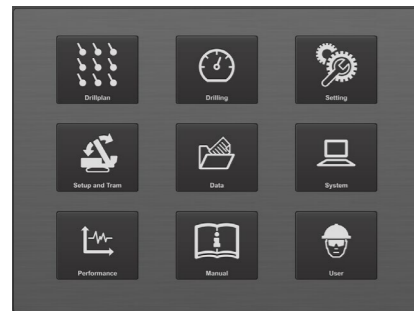
A 300 gal. (1136 L) fuel tank allows the rig to run for 11 hours before refill.

Structural components stand up to the heavy-duty cycles required of a mining drill. Frame and tower weldments are designed to last for the life of the machine.

Main frame is verified by dynamic strain gauging and is designed to last over 45,000 hours.

# Flexibility for the future

Add flexibility to your DM Series drill rig with Epiroc's Rig Control System (RCS) Lite. Built on the RCS 5 platform that comes standard on the Pit Viper series, RCS Lite offers a number of safety and interlock features. It also provides a convenient foundation to add more functionality and technology options in the future without a major rebuild of the machine. In addition, RCS Lite allows all Epiroc rotary drills to have the same onboard display and system for consistent operator training and service. It's a modular solution that delivers efficiency now, along with the opportunity to enhance your equipment down the road as your mining requirements grow.



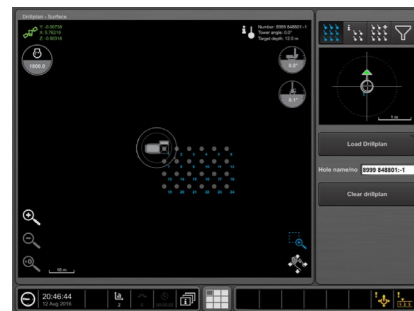
**Home screen:** all selections are done from the main menu.



**Drilling:** shows information about pressures and flows for various systems during drilling.



**Setup and Propel:** shows machine conditions during setup and while propelling.



**Drill Plan:** shows the interactive drill plan.



**User:** sets the control system language. Logs in users to the control system and shows user information.



**Performance:** shows statistics about the machine and drilling consumables.

## Technical specifications

### Sub structure

**Mainframe** 44.35 lb/ft (66 kg/m)

- Weld fabricated I-beam type using wide flange structural steel beam for both rails and crossbeams
- Designed by Epiroc, and weld fabricated by certified welders

### Leveling jack

Type	Hydraulic cylinder
Quantity	Three jacks
Jack pad diameter	18 in (457 mm)
Position indication	"Jack up" indicator lights on console or RCS screen

### Capacities

Fuel tank	300 gal (1136 L)
Water tank	210 gal (795 L)
Hydraulic tank	150 gal (568 L)

### Undercarriage and propel system

Make	Epiroc or Caterpillar 320L
Mounting	Oscillating walking beam: 5' each side, total 10'
Total length	174 in (4.44 m)
Ground contact	143.5 in (3.65 m)
Take-up adjustment	Grease slack adjustment; hydraulic recoil
Rollers	9 lower/2 upper for Epiroc 8 lower/2 upper for CAT
Location	Strategically located for load distribution relative to the tower position (vertical or horizontal)
Roller bearings	Sealed for life
Track pads	Type: Triple bar grouser — for increased grip and reduced ground pressure Width: 19.69 in (500 mm) Ground pressure: 13 psi (89.6 kPa)
Drive	Hydrostatic closed loop through planetary speed reducer
Propel motors	Two - Hydraulic, axial piston, fixed displacement rating (each): 147 HP (110 kW)
Propel speed range	0 - 2.0 mph (0 - 3.22 km/hr)

## Choose from three packages

### RCS Lite | Basic

- RCS 5 touchscreen display and GUI with:
  - Real-time depth and pen rate feedback with histogram.
  - Rotation RPM and pressure (torque).
  - Pulldown/holdback.
  - Air pressure, water tank level.
  - On-screen machine inclinometers.
- Autolevel
- Safety features
  - Pipe-in-hole interlocks.
  - Stability interlock.
- CertIQ capable

### RCS Lite | Connected

- Includes all features of RCS Lite | Basic, plus:**
- CCI module for data storage and transmission to wireless network
    - Rig events, drilling quality, drill status, etc.
  - Surface manager
  - Remote desktop viewer
  - Measure while drilling
  - Onboard storage
  - Operator ID and management
  - Delay code management and reporting
  - Consumable tracking

### RCS Lite | NAV

- Includes all features of RCS Lite | Connected, plus:**
- GPS-ready with brackets (Option A) OR high-precision GPS installed (Option B)
  - Moving map display software
  - Geofence capability



## Technical specifications

### Tower, carousel and drill rod handling

Tower		
Tower construction	Fully welded four main member with open front ASTM A500; rectangular steel tubing	
Tower raising	Two hydraulic cylinders; live tower (raise and lower with full carousel and rotary head at top of tower)	
Rod support	Hydraulic cylinder clamping and actuation to center drill rod	
Rated capacity		
Single pass depth	36 ft (11 m)	
Maximum hole depth	36 ft (11 m)	
Carousel (carousel internal to the tower with key-lock retention) - for servicing steel only		
Rod length	30 ft (9.1 m)	
Capacity	• One Piece of 4in to 6-1/4 in	
Actuation	Two hydraulic cylinders	
Safety	• Drill pipe is held securely in carousel by "key lock design" mechanism • No bump system to prevent damage if carousel not stowed	
Drill rods		
Drill pipe diameter x 30 ft (9.1 m)	Thread	Suggested bit diameter
4-1/2 in (114 mm)	3-1/2 in API	5-1/2 in - 6-3/4 in (140 mm - 171 mm)
5 in (127 mm)	3-1/2 in API or BECO	6-3/4 in (171 mm)
5-1/2 in (140 mm)	3-1/2 in BECO	7-7/8 in (200 mm)
6-1/4 in (159 mm)	4" BECO	7-7/8 in (200 mm)
Rotary head		
Speed range	Variable 0 - 160 RPM (need to adjust displacement)	
Torque	Variable 0 - 5,400 lbf-ft (0 - 7,321 Nm)	
Number of motors	One	
Type of motor	Variable displacement axial piston	
Reduction	15:1	
Horsepower	148 HP (110 kW)	
Travel length	43 ft 3 in (13,208)	
Feed system		
Pulldown capacity	Up to 30,000 lbf (133.4 kN)	
Pullback capacity	0 - 10,000 lbf (0 - 44.5 kN)	
Weight on bit	Variable, 0 - 31,735 lb (0 - 14,395 kg)	
Mechanism type	Hydraulic cylinder with sheave block and cable	
Number of cables - diameter	Two pulldown, two pullback - 3/4 in (19 mm)	
Number of sheaves - outside diameter	Eight - 8.1 in (206 mm)	
Feed speed	100 ft/min (30.5 m/min)	
Retract speed	280 ft/min (85.3 m/min)	

## Technical specifications

### Cab and controls

Cab	
<ul style="list-style-type: none"> <li>• Thermally insulated and pressurized</li> <li>• Adjustable suspension swivel seat with seat belt</li> <li>• Two hinged and lockable doors</li> <li>• Quiet (tested at 80 dBA)</li> <li>• Falling Object Protective Structure (FOPS) certified</li> <li>• Side-mounted air conditioning (easier to service as no roof access required)</li> <li>• Ergonomically designed wrap-around console</li> <li>• Windshield wiper on drilling and rear tramming window</li> </ul>	
Controls	
	All drilling and propelling functions are hydraulically powered with ergonomically grouped controls
Panels	<ul style="list-style-type: none"> <li>• Drilling function</li> <li>• Compressor function</li> <li>• Propel, leveling and tower raising function</li> <li>• Gauges for system pressure, temperature, etc.</li> <li>• Engine start and gauges</li> </ul>
Hydraulic system	
<ul style="list-style-type: none"> <li>• Hydraulic pumps mounted on a single three-hole gearbox driven off the engine through a drive shaft</li> <li>• Two variable displacement main pumps for propel, drill feed and rotation functions</li> <li>• One double pump for setup, auxiliary functions and cooling fan</li> </ul>	
Power package	
Airend	
Tier 4 engine only	1,050 cfm @ 110 psi (29.7 m <sup>3</sup> /min @ 7.6 bar) 900 cfm @ 350 psi (25.5 m <sup>3</sup> /min @ 24 bar) 1,050 cfm @ 350 psi (29.7 m <sup>3</sup> /min @ 24 bar)
Diesel engine (1,800 RPM)	
Diesel engine - non Tier 4	CAT C15 - 475 HP (354 kW) CAT C15 - 540 HP (403 kW) Cummins QSK15 - 475 HP (354 kW) Cummins QSK15 - 530 HP (395 kW)
Diesel engine - Tier 4	Cummins QSX15 - 550 HP (410 kW)

# Technical specifications

## Dimensions and weight

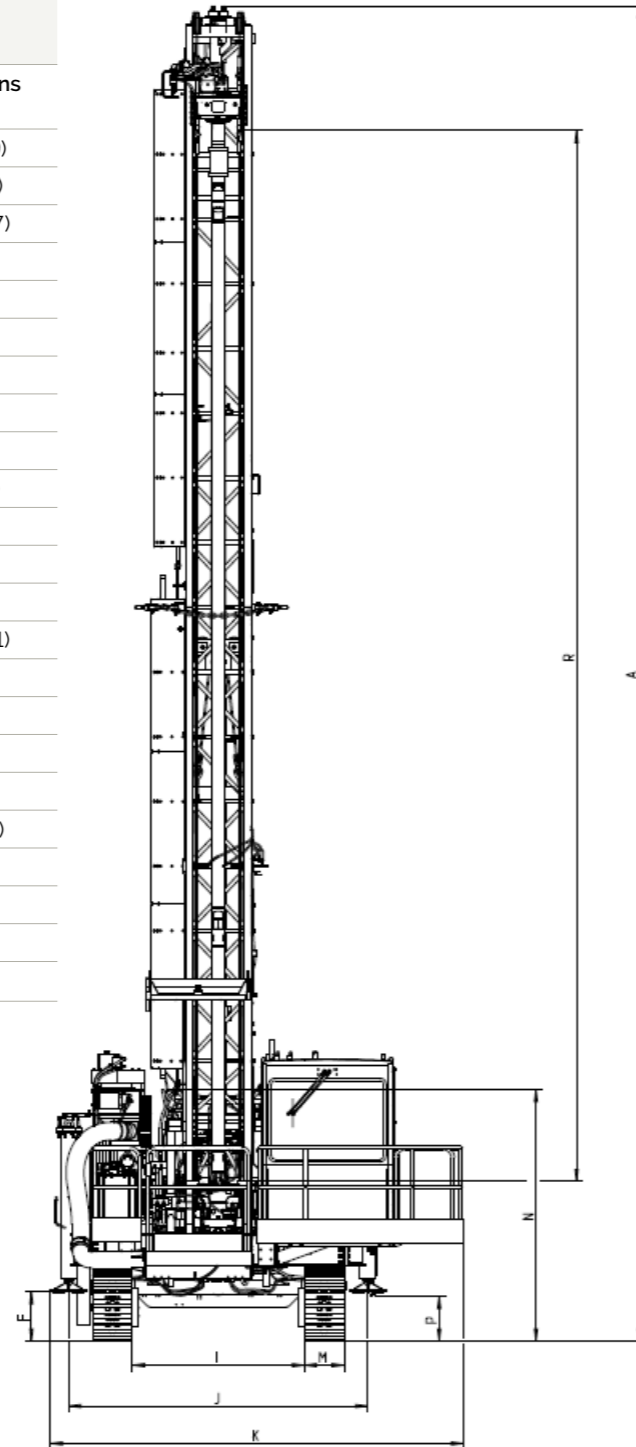
### Operating weight

Estimated weight | 80,000 – 85,000 lb (40 – 42.5 tonnes)

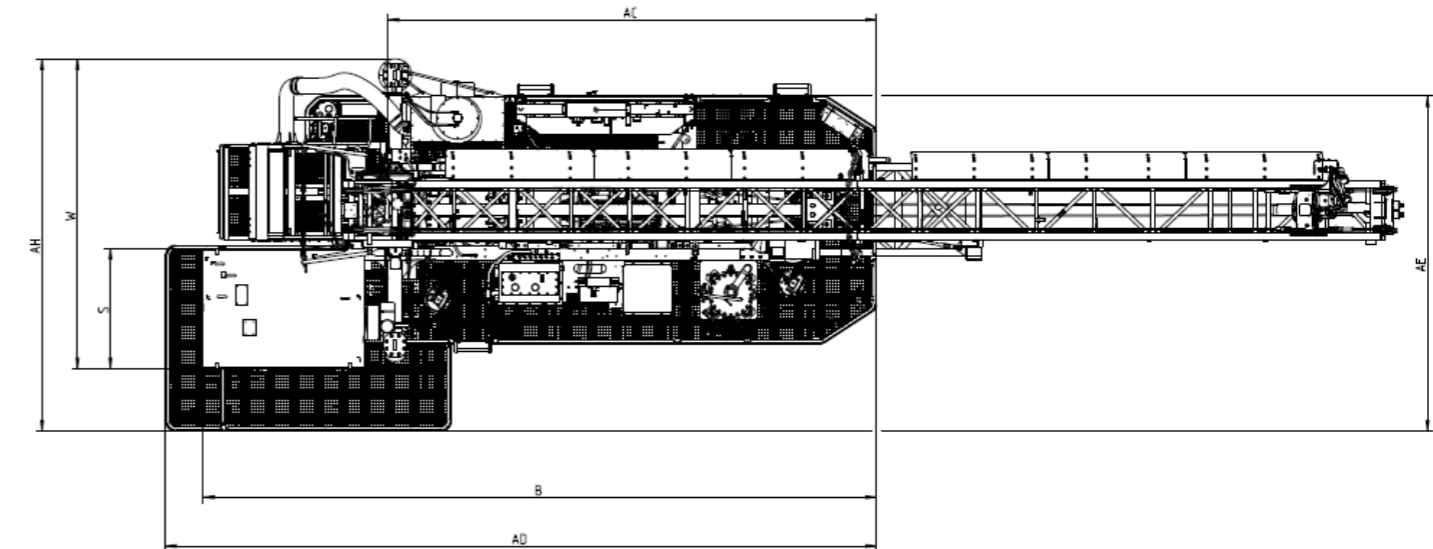
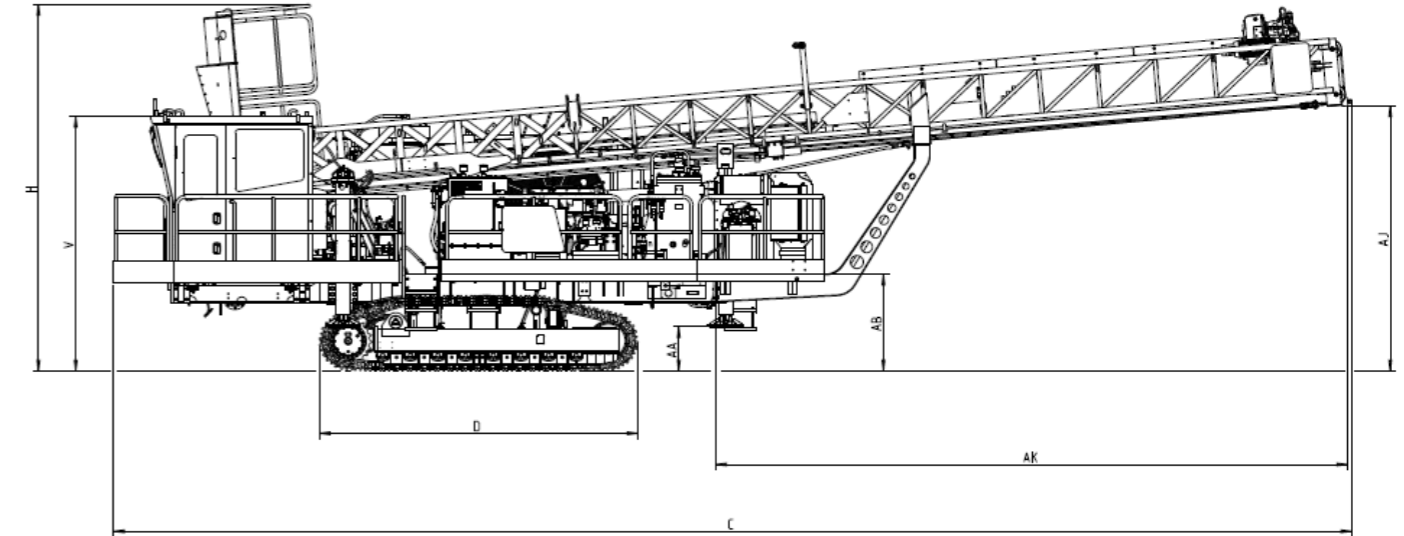
### Operating dimensions

(Dimensions for DM30 II SP)

	Description	Dimensions in (m)
A	Height – tower up	661 (16.79)
B	Distance – cab to decking non drill end	370 (9.40)
C	Length – tower down	680 (17.27)
D	Length – undercarriage	175 (4.45)
E	Length – jack center to jack center	210 (5.34)
F	Height – jack to ground, drill end	25 (0.64)
H	Height – tower down	201 (5.11)
I	Width – track inside to track inside	86 (2.18)
J	Width – jack center to jack center, drill end	148 (3.76)
K	Width – overall	205 (5.21)
M	Width – track	20 (0.51)
N	Height – tower off	125 (3.18)
P	Height – to lowest point	22 (0.56)
R	Rotary head travel	520 (13.21)
S	Cab width	66 (1.68)
V	Height – top of cab to ground	140 (3.56)
AA	Height – jack to ground, non drill end	25 (0.64)
AB	Height – decking to ground	53 (1.35)
AC	Length – DCS decking	268 (6.80)
AD	Length – CS decking	391 (9.94)
AE	Width – decking	184 (4.67)
AJ	Height – tower bottom to ground	146 (3.71)
AK	Distance – frame non drill end to tower end	347 (8.81)



# Technical specifications



## Optional equipment

---

**For a comprehensive list, please contact your local Epiroc Customer Center.**

- Angle drill package – 0-30 degrees
- Epiroc dust collector
- Water injection
- Wiggins central service
- Hands free auxiliary wrench
- Cold weather options
- Cushion spindle sub
- Drill monitoring – depth and penetration rate
- Automatic lube system
- Tow hooks on non-drill end
- Tower access ladder
- Maintenance walkways
- Rotational tachometer
- Cab and tower strobe lights

**United in performance.  
Inspired by innovation.**

Performance unites us, innovation inspires us, and commitment drives us to keep moving forward. Count on Epiroc to deliver the solutions you need to succeed today and the technology to lead tomorrow.

**[epiroc.com](https://www.epiroc.com)**

