



EBE-900DC DUST COLLECTOR

ESPECIALLY DESIGNED TO CONNECT WITH THE 900VMB


The EBE-900DC dust collector is specially designed to connect with the 900VMB vertical steel blaster. The EBE-900DC is a heavy duty and extremely powerful dust collection system made of 2 units: the dust collection unit and the fan unit.


The EBE-900DC dust collector is equipped with 20 high quality M-class cartridge filters. The filters are easy to clean thanks to the automatic pulse filter cleaning system. The dust is collected in one easy and quick to replace Big Bag system.

Blastrac has designed a full range of consumables and optional items to get the best possible results out of your dust collector.


 4.000 m³/h | 124 hPa | 1 Powerful Motor


 Dust Collector 860 kg
Fan Unit 500 kg


 Dust Collector 2.250 mm | 1.365 mm | 1.976 mm
Fan Unit 1.275 mm | 1.160 mm | 1.648 mm


 20 High Quality Cartridge Filters | Automatic Pulse Cleaning System

 17 kW | 400-440 V | 50/60 Hz | 32 A | Three Phase

 2 x Ø150 mm

 385 Litres

 83 dB(A)

 900VMB Vertical Steel Blaster

VACUUM GAUGE & DOUBLE EXHAUST

The EBE-900DC is equipped with a vacuum gauge in order to know when the filters are clogging. It has 2 dust hose connections for maximum suction power when working with the 900VMB.

BIG BAG SYSTEM

The EBE-900DC is equipped with one easy and quick to replace Big Bag system.

FILTERS & AUTOMATIC PULSE CLEANING

The EBE-900DC dust collector is equipped with 20 high quality M-class cartridge filters which are easy to clean thanks to the automatic pulse cleaning system.

OPTIONAL DRIVE SYSTEM

The EBE-900DC can be equipped with an optional drive system that makes it very easy to manoeuvre despite its size.



SUITABLE FOR:



900VMB



CONSUMABLES



E10600
M-Class
Cartridge Filter



E08784
Big Bag
1.100 x 700 x 500 mm
385 Litres




E06311
Big Bag
500 x 500 x 270 mm
67,5 Litres



E09418
Big Bag
650 x 650 x 350 mm
145 Litres

OPTIONS & ACCESSORIES



001112SR
20 m Suction Hose
Ø150 mm



E10280
Y-Piece Connector
Ø150 mm → 2 x Ø150 mm



E10344
Blastrac
Machine Mover